

Virtuální svět knihovny pro nové studenty univerzity

Timothy Collinson

USTLG, Liverpool University, 2009

A Virtual Library World for pre-entry University students

Students often arrive at University unsure about where they're going, what they're doing, people they're meeting. A stressful time.

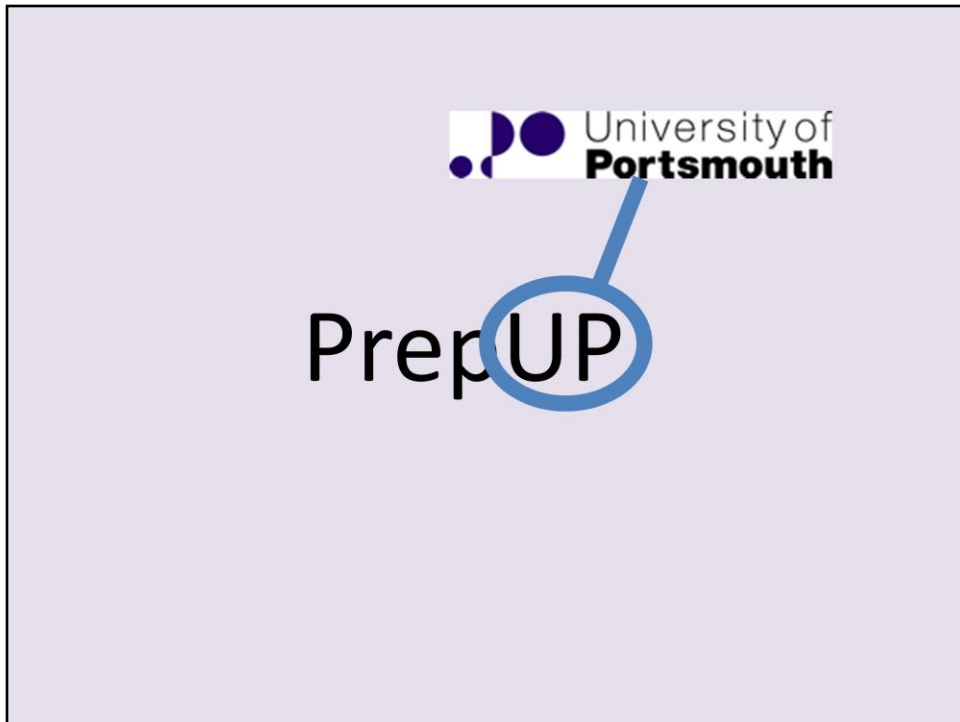
Virtuální svět knihovny pro nové studenty univerzity

Projekt portsmouthské univerzity pro nově zapsané studenty - PrepUP - obsahuje knihovní sekci, která se snaží využitím jednoduché grafiky a virtuálního světa metafor představit studentům univerzitní knihovnu předtím než zahájí studium. Projekt zahrnuje grafické informativní položky a zábavné prvky, které mají za cíl podpořit jeho objevování. Využití a zpětná vazba naznačuje, že se jedná o užitečný doplněk projektu, který zapojuje studenty a pomáhá jim se vypořádat s jejich začátky na univerzitě.

Might even be international students who are struggling with language as well.
(Czech abstract of paper on PrepUP project).

PrepUP

PrepUP is a University of Portsmouth project developed by the University's Department of Curriculum Quality and Enhancement (DCQE) to help pre-entry students transition from school/college to university life. To reduce some of the stress.



Lots of “UP” projects in the University –

StartUP

Info for new students

<http://www.port.ac.uk/startup/>

LookUP

Info for all students

<http://www.port.ac.uk/lookup/>

ConnectUP

One stop shop for computer needs (near Library and Student Union)

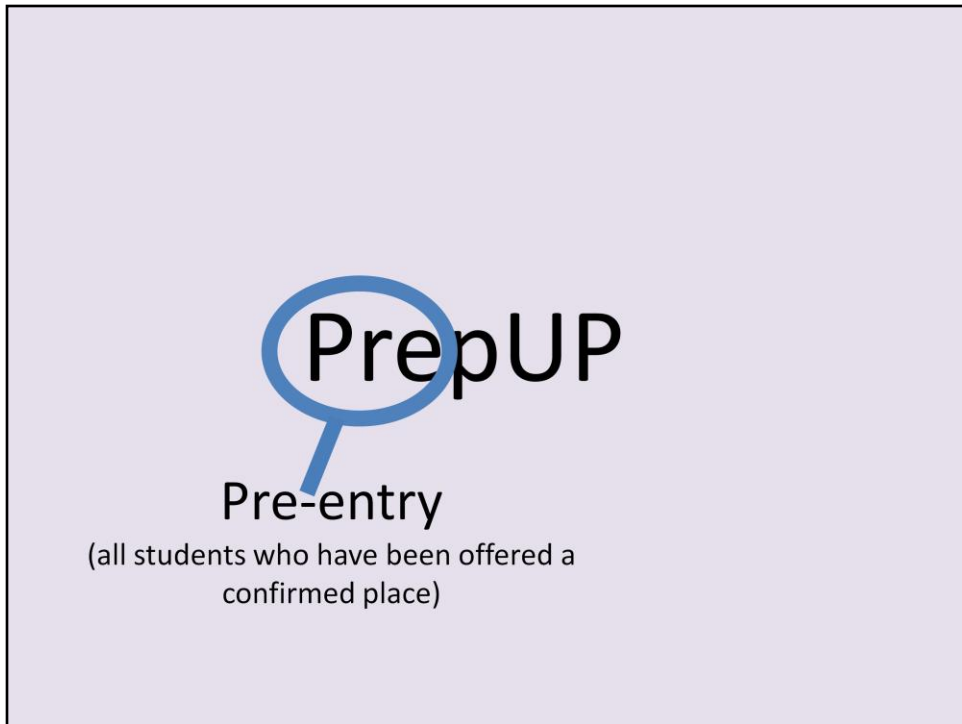
<http://www.port.ac.uk/special/is/staff/gettingsupport/connectup/>

SetUP for Life

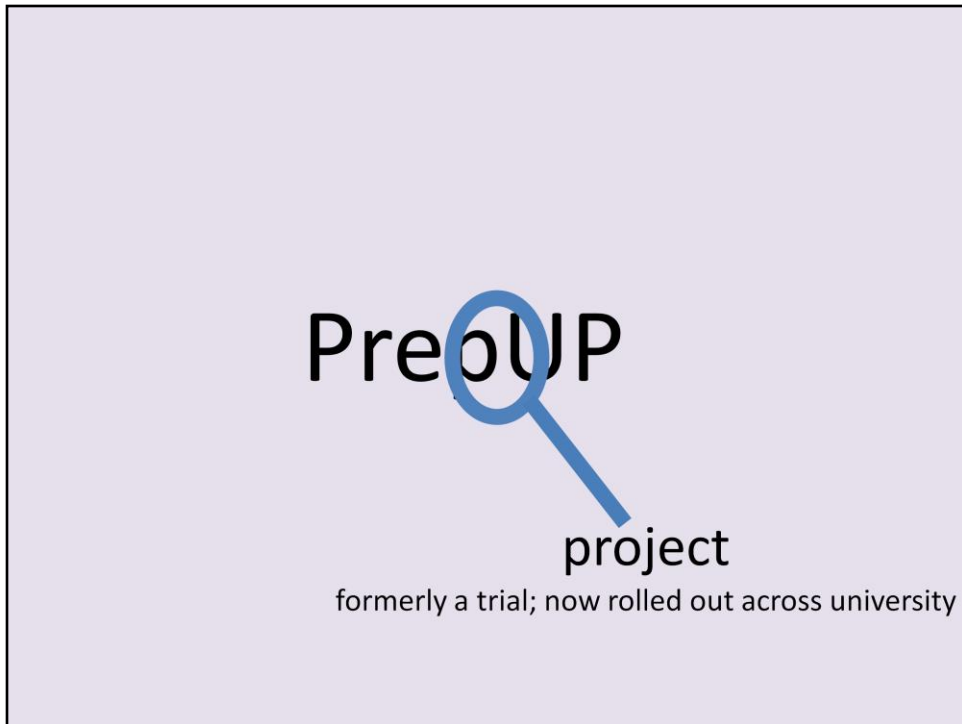
Purple Door Recruitment and Purple Door Careers (as well as Marketing and DCQE) advising current students and recent graduates on a variety of employability issue.

<http://www.port.ac.uk/departments/services/marketingandcommunications/setupforlife/>


<http://www.port.ac.uk/careersandrecruitment/>



Aimed at pre-entry students – all those who've been offered a confirmed place. With other documents they're sent, they receive a login and password which takes them straight to their course's section of PrepUP.



Project initially trialled with the Business School (Phase I), then extended to one course from each Department in the University (35+ I think it was), now offered to all departments (Phase III). Library invited to take part at Phase II



Marie Kendall is an Educational Technologist in DCQE who has done the actual development work on the Library's portion of PrepUP. We (in the Library) send her our ideas and text and PowerPoint mockups and she does all the work of turning them into Flash and 'making it so'.

Alison Williams
Information Librarian
Southampton Solent University

The Alternative Library

Timothy Collinson and
Alison Williams

The authors

Timothy Collinson is Information Librarian (Technology) and Alison Williams is Information Librarian (Management), both at the Southampton Institute, Southampton, UK.

Keywords

Web-based Web, User Interfaces, Design, Navigation, Creative Librarianship

Abstract

Much time and effort has been devoted to designing and developing library Web sites that are easy to navigate for both new students and experienced researchers. In a review of the Southampton Institute Library team decided that in addition to updating the existing homepage an alternative would be offered. Drawing on theory relating to user interface design, learning styles and creative thinking, an Alternative Library navigation system was added to the main traditional library homepage. The aim was to provide students with a different way to explore and discover the wide range of information resources available by taking a less formal approach to navigation based on the metaphor of physical space and playful exploration.

Electronic access

The journal research register for this journal is available at www.informal.org.uk/submit.html. The open access and full text archive of this journal is available at www.informal.org.uk/0001-202X.htm



ABB-Periodicals: New Information Perspectives
Volume 16, Number 3, 2004, pp. 137-143
© International Publishing Centre, ISSN 0001-202X
DOI 10.1108/0001-202X041000137

Introduction

Academic library Web sites have developed considerably in the last few years since the Internet became generally available via JANET (Chang, 2002). Early pages could be very basic and often used basic tools to develop them (sometimes just plain text editors coding raw HTML by hand). Today software packages might be used to produce the HTML, and the databases required to keep track of all the pages, and design teams may even be brought in to enhance the look and feel of a library's site. Southampton Institute's homepage (www.solent.ac.uk) and the Institute's library Web site (www.solent.ac.uk/library) have been no exception, and half a decade of steady evolution has taken place.

Generally, such pages have taken a traditional and formal approach to presenting information (although the word 'traditional' is used advisedly with reference to a field that is less than ten years old). Library catalogues have been at the forefront of what is on offer; help guides and sometimes virtual tours have often been included, the pages of which were popular in the early days and are now often replaced by automatically generated pages using the catalogue to view the diary, and, of course, more recently access to databases on the Internet or via CD-ROM has been provided for both on campus and off campus use.

Southampton Institute was established in 1994 following a merger between Southampton College of Art, Southampton College of Technology and the College of Technical Studies at Winton, and was incorporated as an independent higher education institution in 1999. Today it is the largest general college of higher education in the UK, with almost 11,000 full-time equivalent students.

The Mazeranthen Library has a floor space of 4,520 square metres and study accommodation for almost 1,000 library users. The facilities reflect the differing needs of its users, including bookable private study carrels for researchers, large separate areas for silent study and for group work, and an extensive technology area. It combines significant and growing collections of print and multimedia materials with an advanced electronic library, which offers access to e-books (collected and established in October 2003), e-journals and information databases, both on and off campus. The library management system operating is the CSC Datab DDBE Libris system, for which the library is the UK reference site.

Received 23 September 2003
Revised 17 October 2003
Accepted 28 January 2004

137

Much of my thinking about the Library's part in the project grew out of work done with Alison Williams of Solent University. Our paper on 'The Alternative Library' gives some of background to exploration, easter eggs, and virtual doughnuts taking inspiration from 1980s text based adventure games (NETBAGs) which PrepUP now emulates much more graphically.

The paper can be found at:

http://eprints.libr.port.ac.uk/view/people/Collinson,_Timothy.html

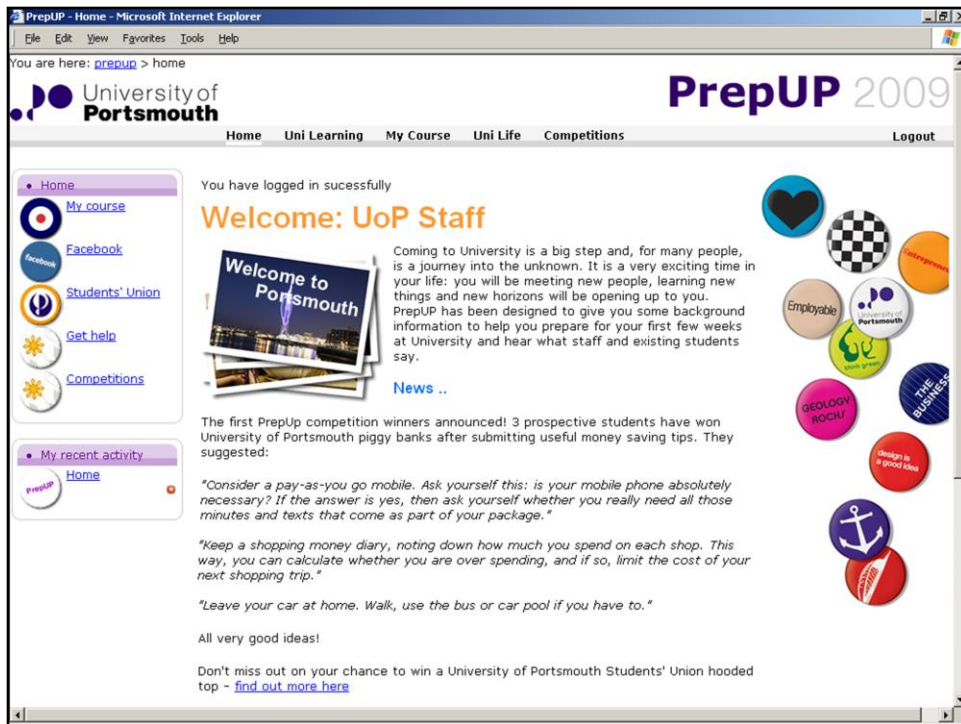
Katie Piatt
Learning Technologist
University of Brighton



Roo Reynolds
Portfolio Executive for Social Media
BBC
(was Metaverse Evangelist, IBM)

Katie Piatt's work with StudentQuest at the University of Brighton also inspired thinking on engagement via game play.

Roo Reynolds (formerly a 'metaverse evangelist' at IBM) inspired thinking on the immersivity of virtual worlds.



This is the welcome to PrepUP page for a member of staff. Students would be taken (by virtue of their login) straight to their course's front page.

PrepUP - Internet Technology - Microsoft Internet Explorer

File Edit View Favorites Tools Help

about the course

- [tutors answer FAQs](#)
- [pointers from your tutor](#)
- [student videos -FAQs](#)
- [typical week](#)
- [induction week](#)
- [Hi! first year topics](#)
- [recommended reading](#)
- [check out other courses](#)

My recent activity

- [my course](#)
- [Home](#)


Technology

BSc (Hons) Internet Technology

Pointers from your tutor

- Keep yourself up-to-date with the latest technology news (for example by reading Slashdot and BBC news).
- Think about the technology that you use daily; how it works and how it can be improved.
- Try to develop your problem solving and lateral thinking skills.


Tutors answer FAQs



A typical week

Please note: this is only an example and your weekly timetable may be different to the one outlined below.

Monday	Tuesday	Wednesday	Thursday	Friday
1 hour lecture	2 hour lecture	2 hour laboratory	1 hour lecture	3 hour laboratory
1.5 hour laboratory	1.5 hour laboratory	1 hour independent study	1.5 hour laboratory	2 hour lecture
4 hours of independent study	4 hours of independent study	4 hours for games	2 hour lecture and 3 hours of independent study	2 hours of independent study




Here's an example of the top of a course front page. You can see 'Pointers from your tutor', some short video clips from tutors and what a typical week at university might look like.

PrepUP - Internet Technology - Microsoft Internet Explorer

File Edit View Favorites Tools Help

Student videos - FAQs



What happens in induction week

At the start of induction week you will be welcomed by the department's head and the head of the first year. You will enrol onto your degree programme as well as meet other students and make friends with those who you will be studying with. During the week you will meet your lecturers over tea and coffee as well as take part in laboratory sessions that introduce you to some of the equipment that is used in the laboratory. You will meet with your personal tutor as well as being introduced to the company projects and industrial placements schemes that run here.

First year topics

Title of topic	Brief synopsis	Semester
Introduction to Computing	This unit aims to develop problem solving and software programming skills; specifically to build C programs for specific tasks and problems. Appropriate abstractions to represent problems must be selected and the role of documentation for improving software design, usability and maintenance must be understood.	1 & 2
Introduction to Internet Applications	This unit aims to introduce and explore the key concepts of Internet applications development. Specifically, to develop the student's skill in the practical design, development and management of Internet applications.	1 & 2
Physical Layer Technology	This unit aims to enable students to appreciate the electronics that underlies computer systems, especially the operational concepts of wireless and mobile computer networks and systems.	1
The Technology Context	This unit aims to explore the concepts and current issues related to sustainable development for commercial	1

Further down the page, there are short clips of students answering FAQs, notes on induction week and some topics students might face in their first year.

PrepUP - Internet Technology - Microsoft Internet Explorer

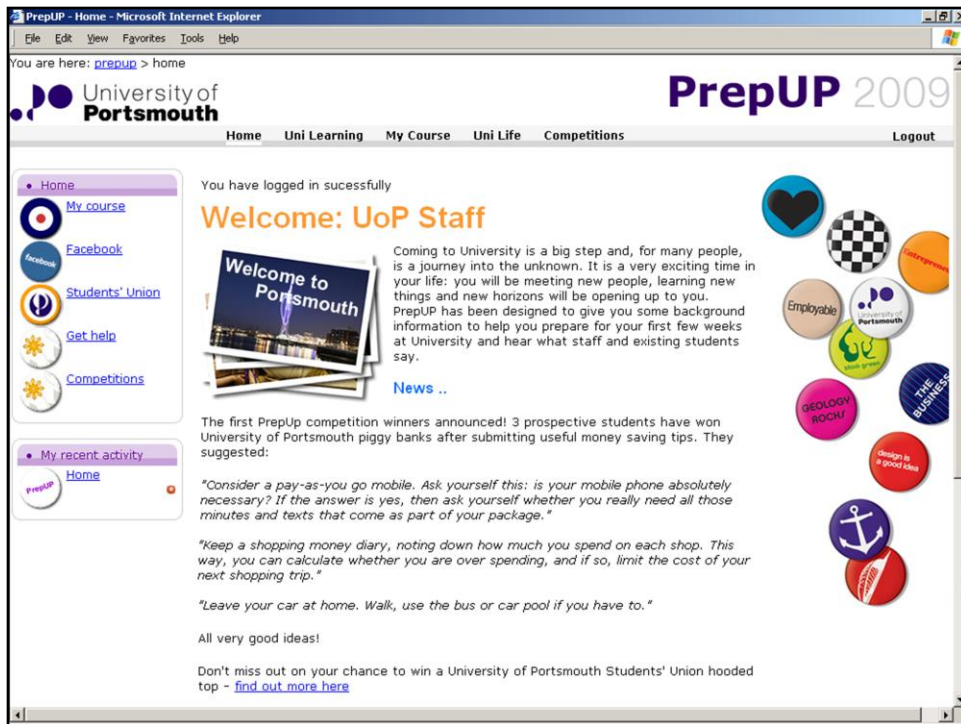
	organisations and activities.		
Introduction to Data Communications	This unit aims to investigate the principles of the ISO OSI 7-layer and Internet 5-layer models and characterise the services and protocols of the network and transport layer in a data communication network architecture.	1	
Scientific Foundation of ICT	This unit aims to lay the mathematical foundations for the study of degree level ICT. This unit provides a foundation to algebra and statistics with emphasis on ICT applications.	1	
Web Project	Many industrial computer engineering and software development projects involve multiple people working on the same project over considerable periods of time. Successful execution of such projects requires individuals to be able to work effectively as part of a team, to communicate with other team members and third-parties and to carefully plan their work and manage progress. This unit provides the students with an opportunity to enhance these crucial skills in the context of a web site development project.	2	
Introduction to System Configuration	This unit aims to give students the opportunity to investigate network services from a practical viewpoint.	2	

Recommended reading

Author/s	Pub date	Title	Pub/web address	Why this will be useful?
Deital H. Deital P.	2008	Internet and World Wide Web: How to Program	Pearson Education	This book will be helpful for the Internet application design aspects of the course.
Peterson L.L. Davie B.S.	2007	Computer Networks ISE: A Systems Approach	Morgan Kaufmann	This book will be helpful for the network systems design aspects of the course.
Sprankle M. Hubbard J	2008	Problem Solving and Programming Concepts	Prentice Hall	This book will be helpful for the programming aspects of the course.

[Back to top](#)

Further down the page still there's some recommended reading.



You can also see on a typical 'welcome' page, options on the left to find:

MyCourse

Facebook – a link to Facebook groups set up for each course

Students' Union

Get help

Competitions – several are run to draw students back in after an initial visit

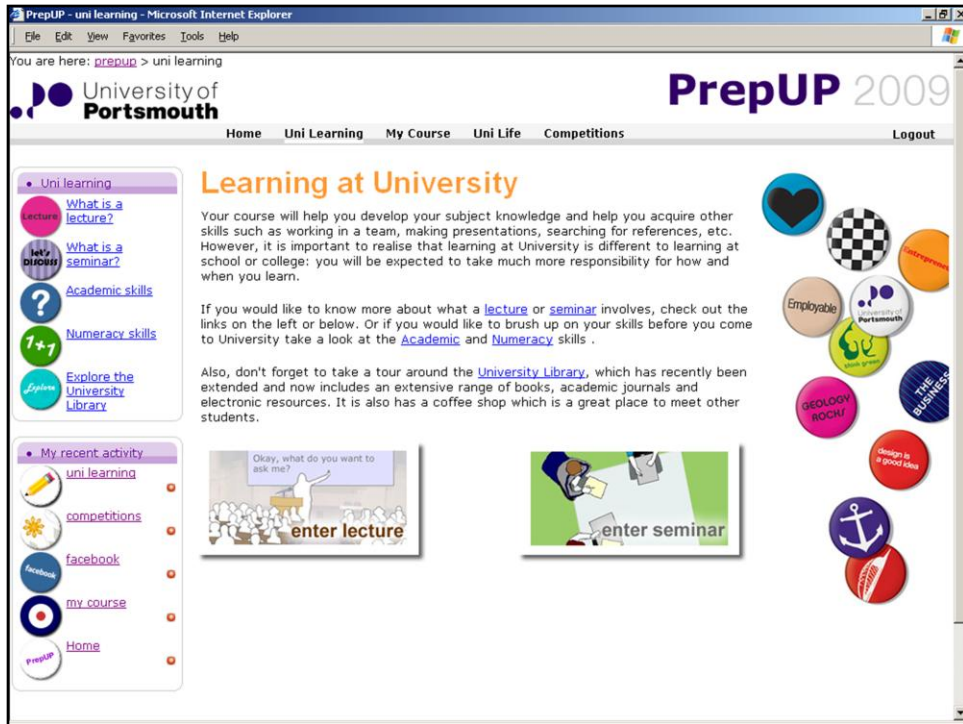
Tabs across the top take you to:

Uni Learning – see the next slide

My Course

Uni Life

and the Competitions again



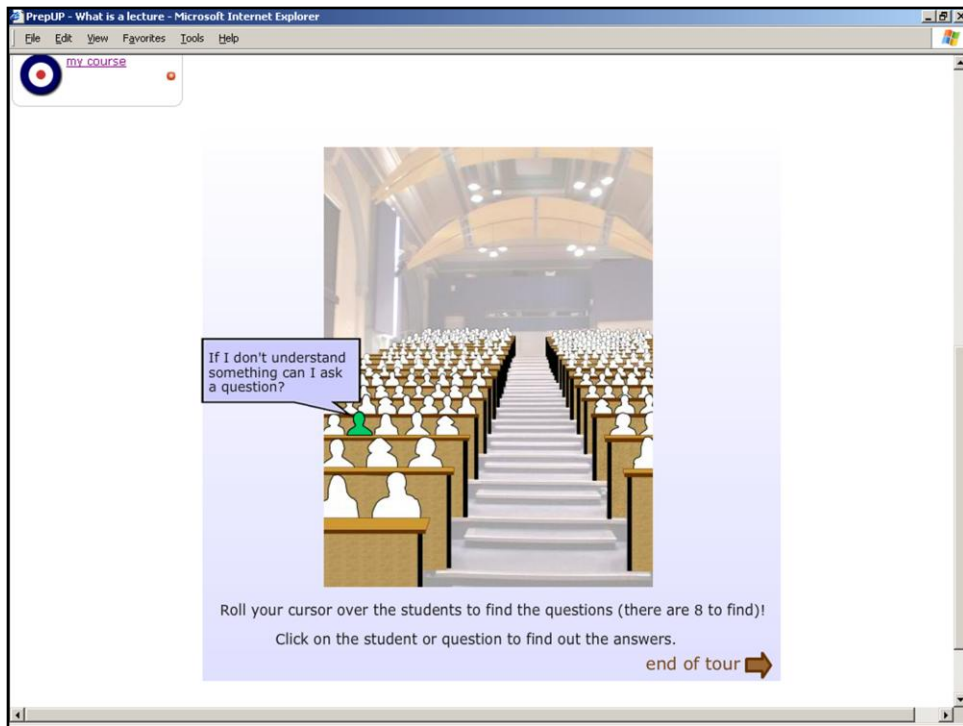
Clicking on, say, Learning at University, brings us here and you can see the links on the left have changed:

Academic Skills – our Academic Skills unit (ASK) created a suite of pages outlining their work.

Numeracy Skills – also from ASK

Explore the University Library – which is the Library’s part of the project we’ll come to in a moment

This page gives insight into what a lecture or a seminar might be like (again using Flash technology to engage students visually). See the next slide.



A screen grab from the Flash demo of what FAQs might be asked in a lecture. Mousing over some of the silhouettes brings up various questions, clicking on the question brings up the answer.

PrepUP - Home - Microsoft Internet Explorer

You are here: [prepup](#) > home

University of Portsmouth **PrepUP 2009**

Home Uni Learning My Course Uni Life Competitions Logout

• Home


- My course
- Facebook
- Students' Union
- Get help
- Competitions

• My recent activity

- Home

You have logged in successfully

Welcome: UoP Staff



Coming to University is a big step and, for many people, is a journey into the unknown. It is a very exciting time in your life: you will be meeting new people, learning new things and new horizons will be opening up to you. PrepUP has been designed to give you some background information to help you prepare for your first few weeks at University and hear what staff and existing students say.

[News ..](#)

The first PrepUp competition winners announced! 3 prospective students have won University of Portsmouth piggy banks after submitting useful money saving tips. They suggested:


"Consider a pay-as-you go mobile. Ask yourself this: is your mobile phone absolutely necessary? If the answer is yes, then ask yourself whether you really need all those minutes and texts that come as part of your package."

"Keep a shopping money diary, noting down how much you spend on each shop. This way, you can calculate whether you are over spending, and if so, limit the cost of your next shopping trip."

"Leave your car at home. Walk, use the bus or car pool if you have to."

All very good ideas!

Don't miss out on your chance to win a University of Portsmouth Students' Union hooded top - [find out more here](#)



Back at the homepage, we can click on Uni Life to get to...

PrepUP - uni life - Microsoft Internet Explorer

You are here: [prepup](#) > uni life

University of **Portsmouth** PrepUP 2009

Home Uni Learning My Course Uni Life Competitions Logout


• Uni life

- Accommodation
- Advice and travel
- Student Finance Centre
- Students' union
- Sports scholarships scheme

• My recent activity

- uni life
- seminar
- lecture
- uni learning
- competitions


Life at University



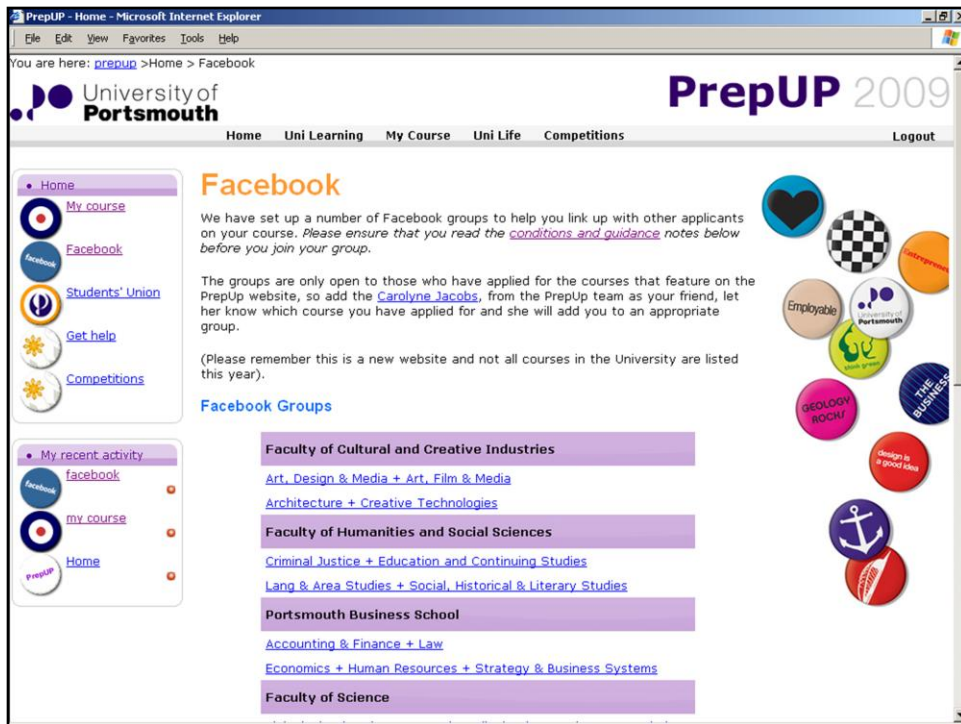
Starting a new life at University can be very exciting and there is a lot to look forward to. However, as with everything there are some practical things to think about.

This page links to a number of useful areas and will help you find out more about day-to-day life at University.

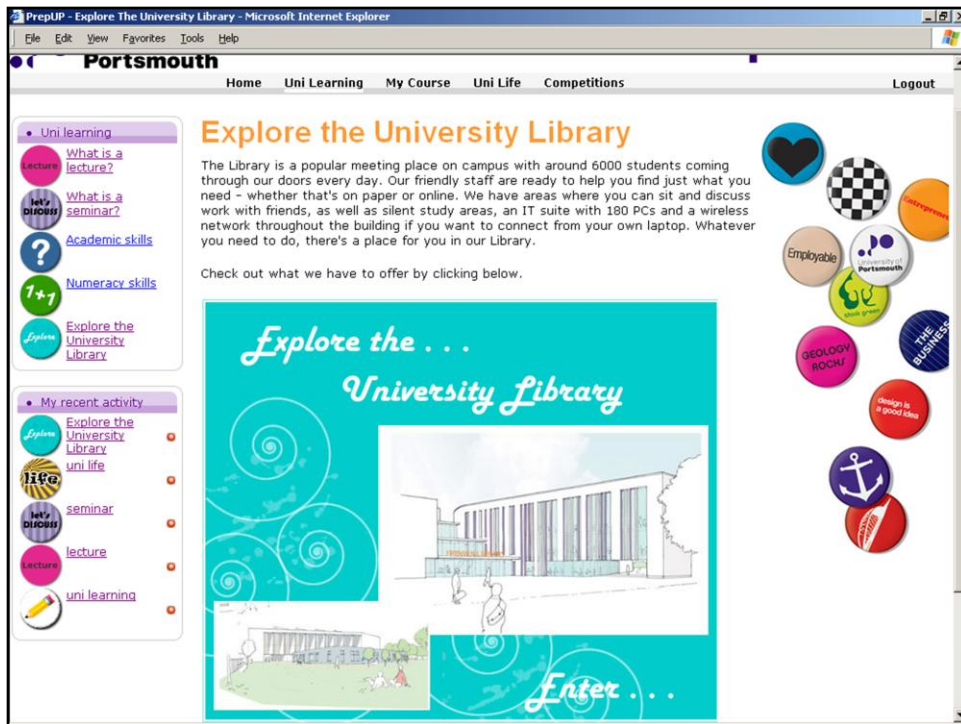
If anything you would like to know about is not covered here, then visit the University's main website at: www.port.ac.uk



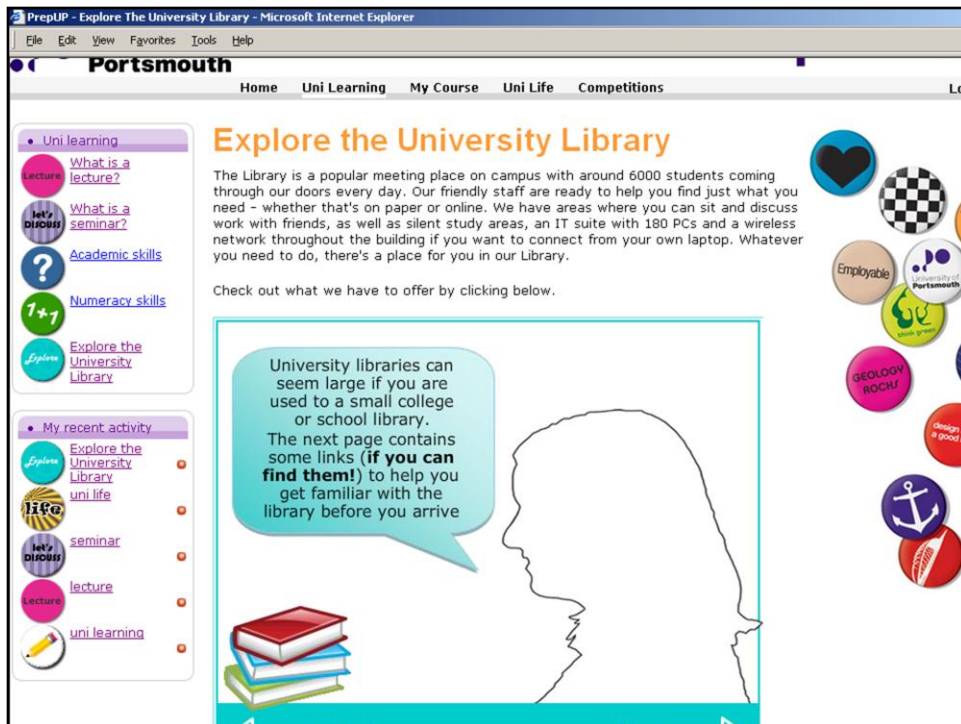
... this page offering tips/advice on accommodation, travel, finance, sports and so on.



The Facebook link takes students to a page listing groups that are set up for each course area. This allows students to meet each other before they arrive, begin to make contact/friends with each other and also ask questions. The groups are monitored for questions and abuse etc but the latter hasn't been a problem.



Moving on the 'Explore the University Library' section. This is the Library's contribution to the project and this is the main welcome screen.

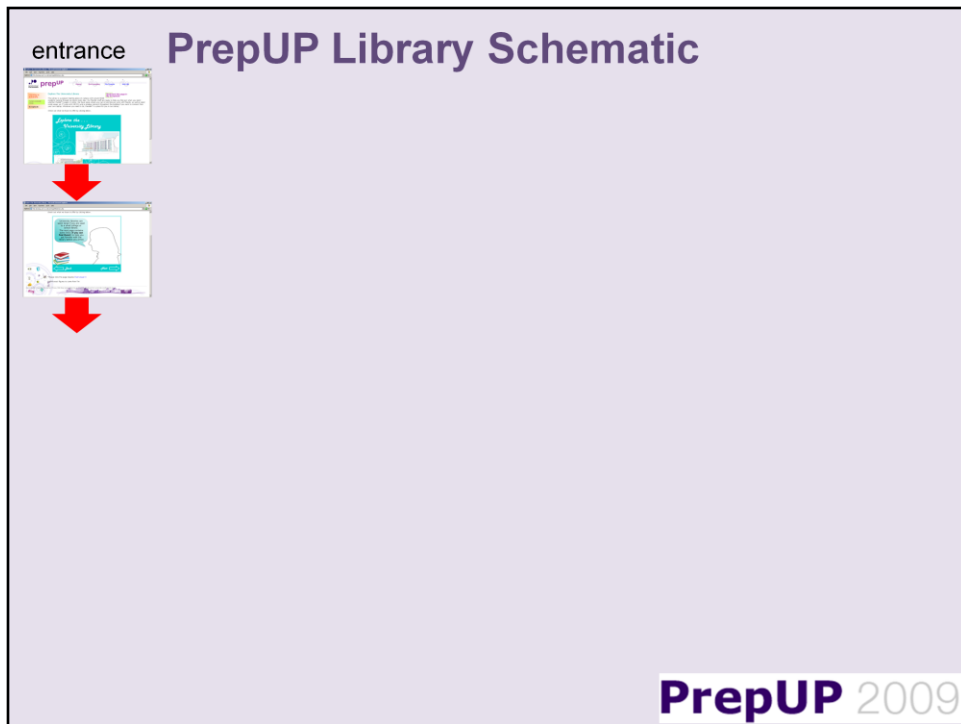


A second introductory screen explains what to do and introduces the 'style' of the content.

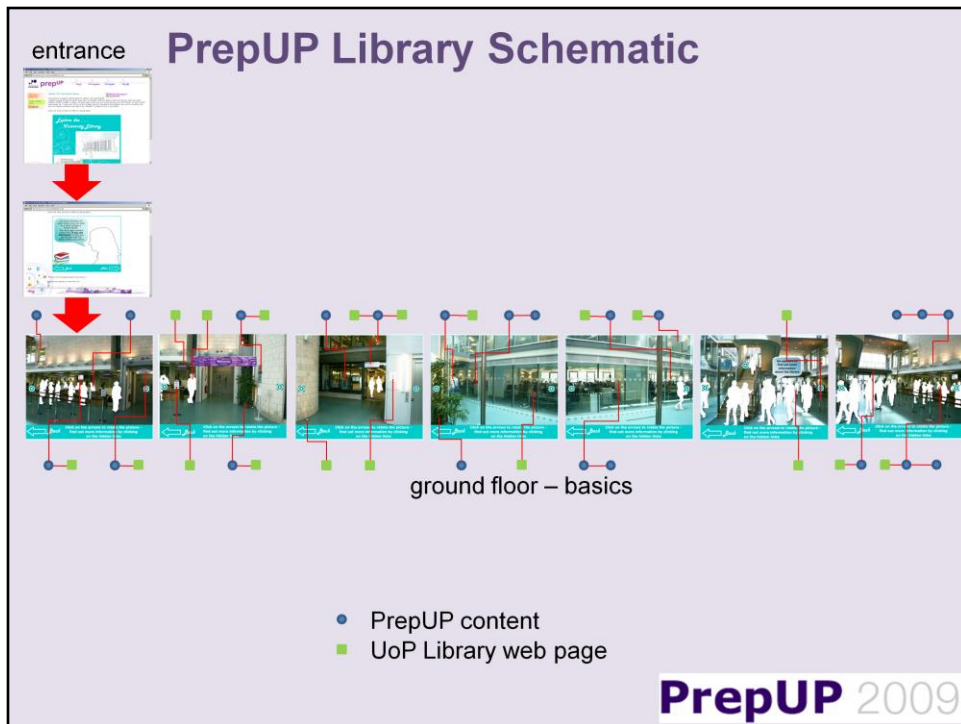
[Demonstration of the live site showing some of the links (about 2/3 to Library PrepUP content, 1/3 to University Library pages proper). Some more informational, some more 'fun' to encourage exploration.]

[Also demonstrate the new this year 1st floor linking to information literacy packages the Library has developed (such as Referencing@Portsmouth <http://referencing.port.ac.uk/>)]

[Also demonstrate the new 'international' page developed to give non-UK students an extra welcome – including short 'welcomes' in a variety of languages.]



This schematic gives an overview of the Library portion of the PrepUP project. These are the two welcome screens.

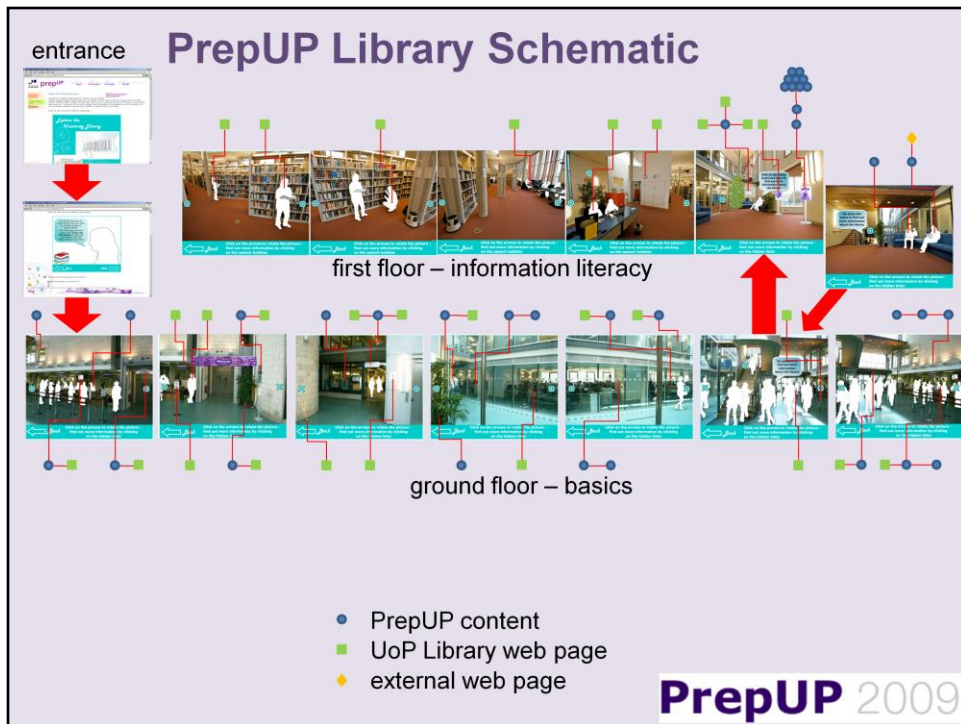


Here is the ground floor laid out. Not quite a 360 degree panorama of the atrium of the extension we had unveiled a couple of years ago by PD James. The blue circles show links to content specifically designed within PrepUP – which sometimes then links off to a University Library web page. The green squares show links to normal University web pages.

Examples of the former include: a short explanation of what's the difference between a periodical, journal or magazine, a description of PD James opening the Library, some 'quotes' for students to drop into conversation with their parents about how the Library is supporting them, an 11 entry jargon buster.

Examples of the latter include: a link to the Library Catalogue (from a brief explanation of why it's important), a link to our audio and virtual tours, a link to our zoning policy for different usage of the Library.

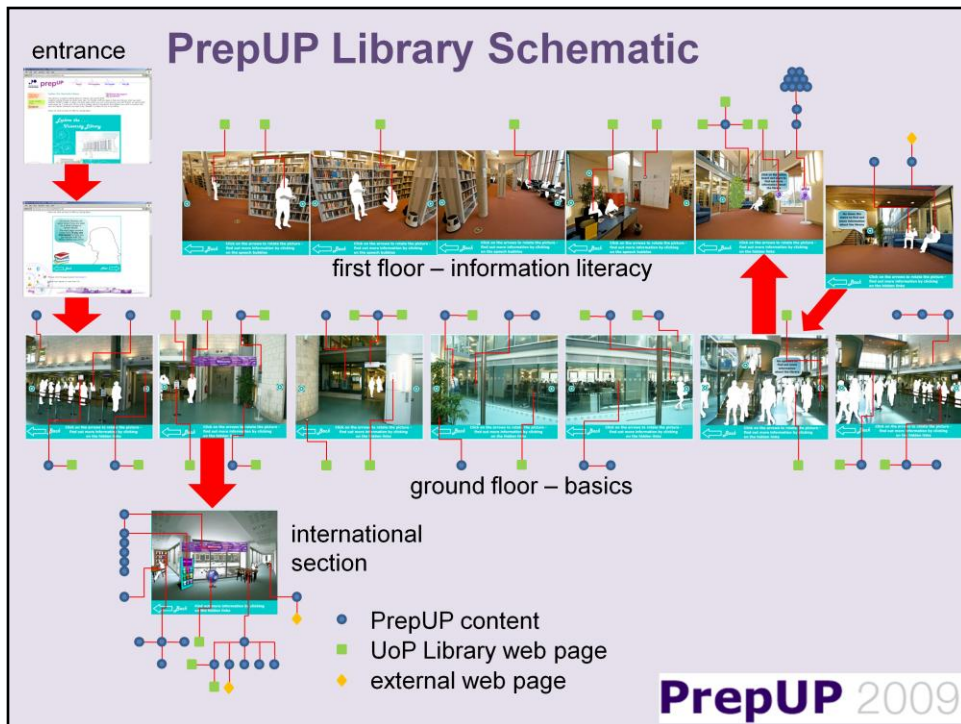
Links out of PrepUP open in a new window to help with focussing on the Project space.



This year we added the first floor with links off to our information literacy projects:
 Referencing@Portsmouth <http://referencing.port.ac.uk/>
 Working with reading lists: http://findit.port.ac.uk/Reading_List/reading_list.html
 Finding journal articles:
http://findit.port.ac.uk/Journal_Articals/finding_journal_articals.html
 and
 The Information Landscape
http://findit.port.ac.uk/Journal_Articals/finding_journal_articals.html

Academic Reading – in fact this ASK project has been delayed and we're currently linking to the UWE's excellent work on the subject:
<http://www.uwe.ac.uk/bbs/students/studyskills/skills/reading/reading.shtml>

Also on this floor is a photo with all our Faculty Librarians and their assistants each providing a audio 'hello', a text greeting and links to their individual pages.
 There are also things like a clock linking to world time zones (<http://www.page-1.com/time/clocks.asp>) which can be useful on occasions with distance learners!



Also new this year is an international section with a variety of content from a leaflet rack with a welcome in a variety of languages. (Usually the Library has a policy of not translating any of our leaflets or learning material but it was felt an exception could be made for this particular use).

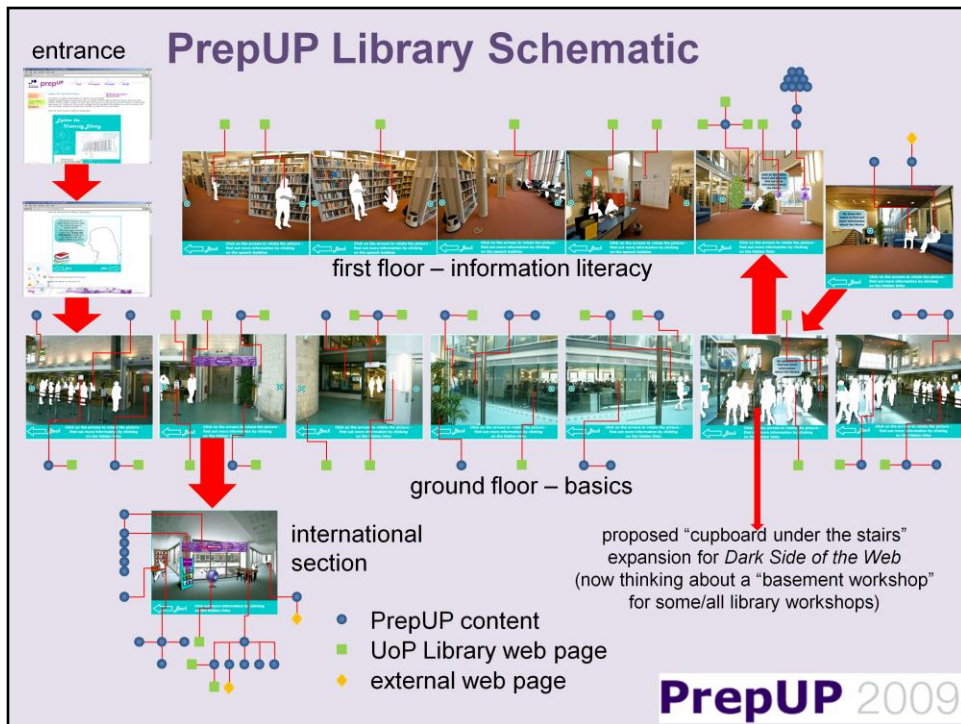
An image of our 'welcome' banner which then also links the relevant welcome to the relevant language leaflet.

Guides to our literature and language sections

Links out to our International Office, or local faith based groups who provide social networks/contact points, or the Public Library with many resources.

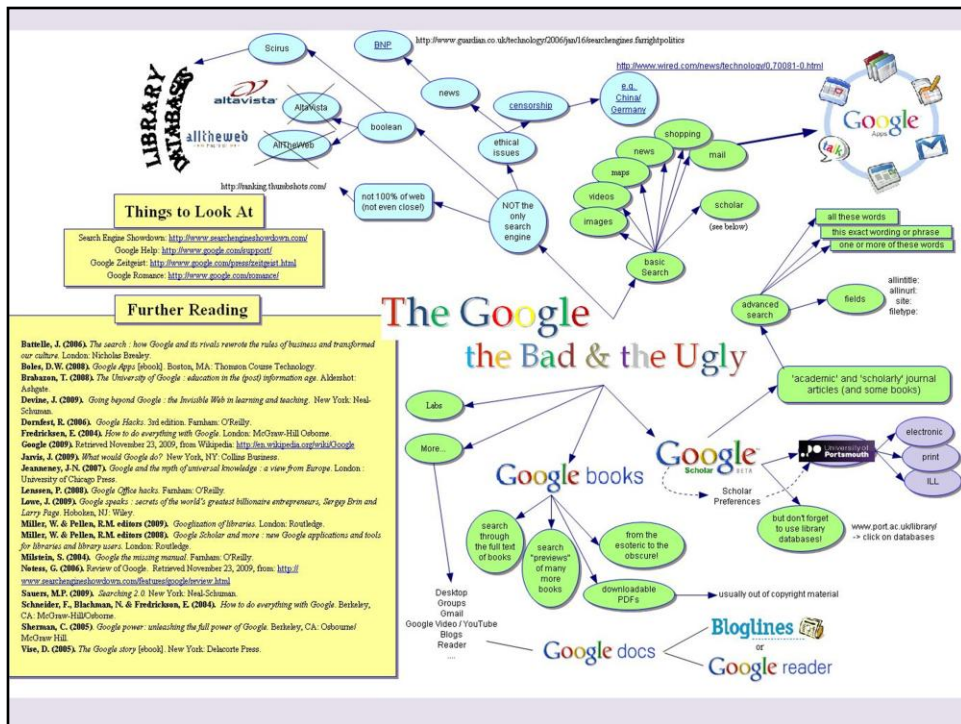
There's even a 'desk' with various items on which will tell you more about dictionaries on offer, stationery purchase options, our foreign language newspapers or the fascinating International Reflections of Leeds Metropolitan:

<http://www.leedsmet.ac.uk/internat/reflects/index.htm>

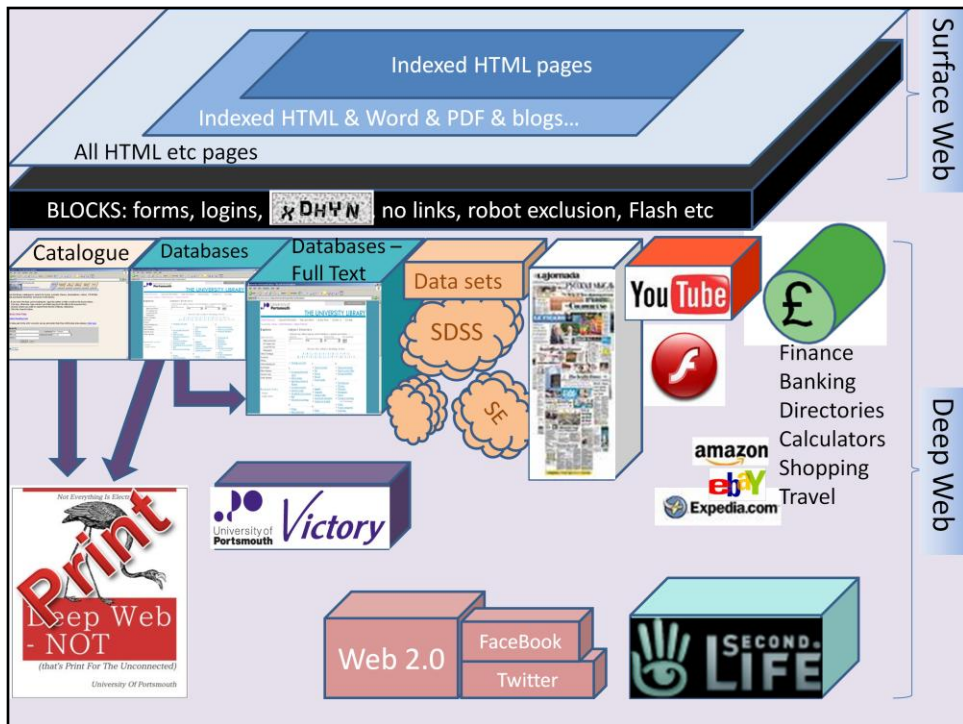


Finally, we have plans for the future. Initially we'd conceived of a 'cupboard under the stairs' linking to an online version (not built yet) of our *Dark Side of the Web* workshop. Now the idea has been extended to the possibility of having a basement workshop where cut-down/online versions of many of our workshops might exist. (Examples follow). We're unsure yet about how much work we want to put into this, however, as PrepUP is behind a login/password which wouldn't be the Library's first choice but is a DCQE decision to provide a special place for pre-entry students. We've signed up to the project knowing that was the deal.

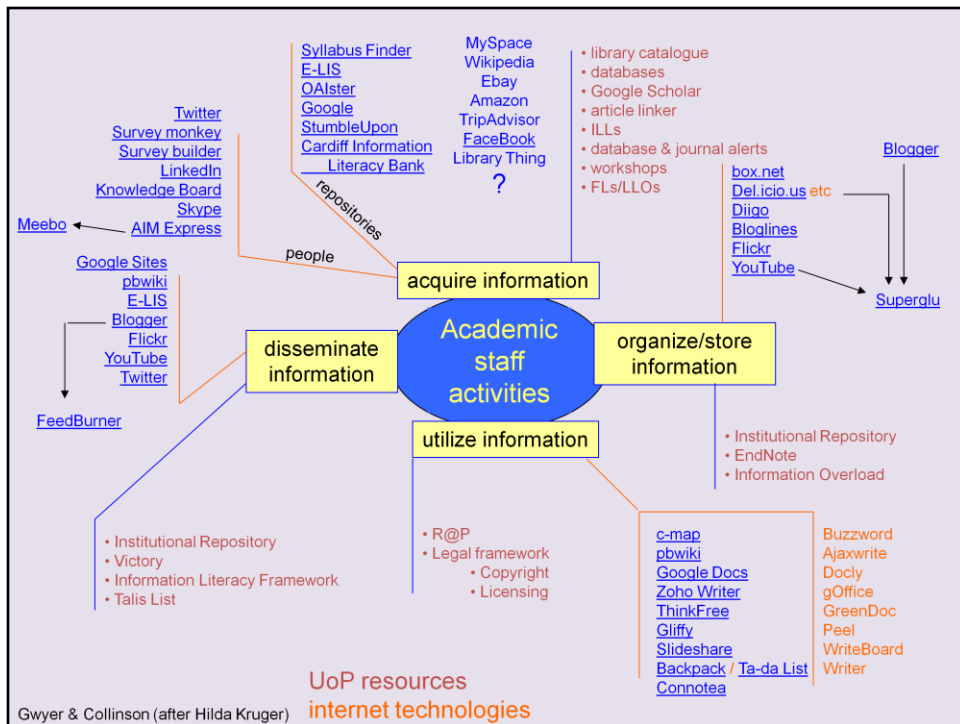
Other ideas are to perhaps make entry to the first floor game based (perhaps by collecting 5 or 6 letters and solving an anagram to create a password) or to make it possible to visit this tiny virtual world with an avatar etc and interact with other visitors. We have considered a virtual world such as *Second Life* as a setting for this, but it was felt that we wanted to maximise the numbers who could visit without all the technology or skills learning that *SL* etc requires.



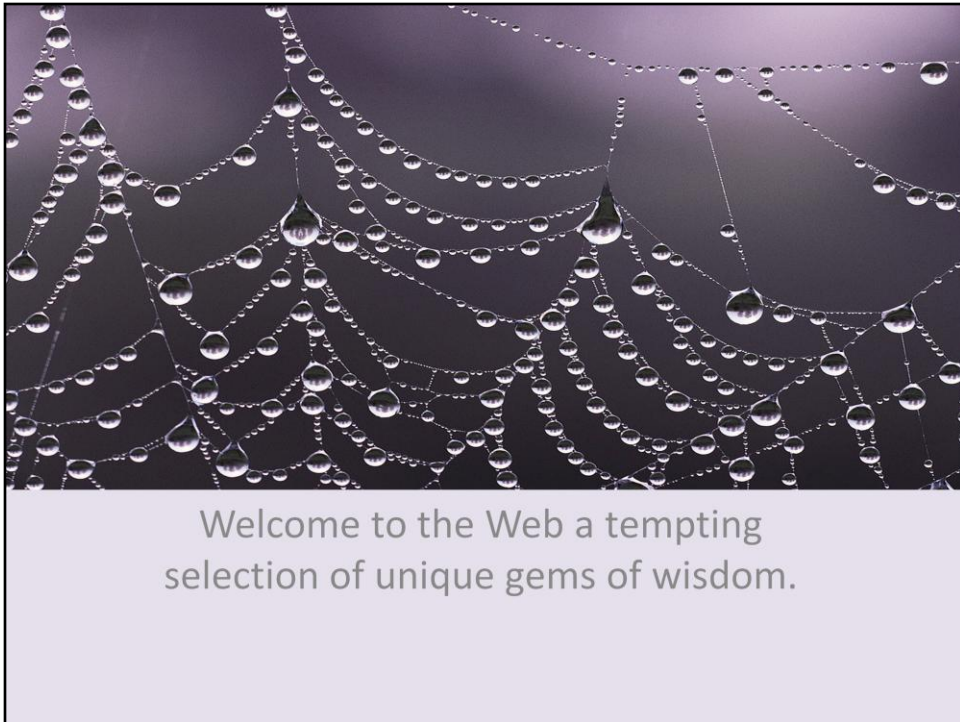
Workshop possibilities might include: 'The Google, the Bad and the Ugly'



Our Deep Web workshop.



Our workshop on Web 2.0 technologies and their use.



Or the original idea of our 'Dark Side of the Web' having an online version.

PrepUP 2009

.....preparing students for university learning


"I found out lots of useful information about my course."

"A good opportunity to link up with others."

2008 students' comments about the University's PrepUP website

The new version of the PrepUP website went live in June 2009 and includes the following information for undergraduate students who have a conditional or unconditional firm offer for October 2009 entry:

- Course information including...**
...pointers about how to prepare from tutors; videos of current students talking about their course experiences; tutor videos about learning at university; a typical timetable; information about induction week
- Preparatory Learning materials, a virtual tour of the Library, plus a 'mock-up' lecture theatre and seminar room**
- Links to University webpages about accommodation, student finances, Students' Union, etc.**



This flyer provides a login and password which can be used to view an older version of PrepUP. (My apologies it can't be the current version). If you do want more details or to have a demo of the current version etc, please get in touch with Carlyne Jacobs carolyne.jacobs@port.ac.uk or drop me a line: timothy.collinson@port.ac.uk

PrepUP 2009


.....preparing students for university learning

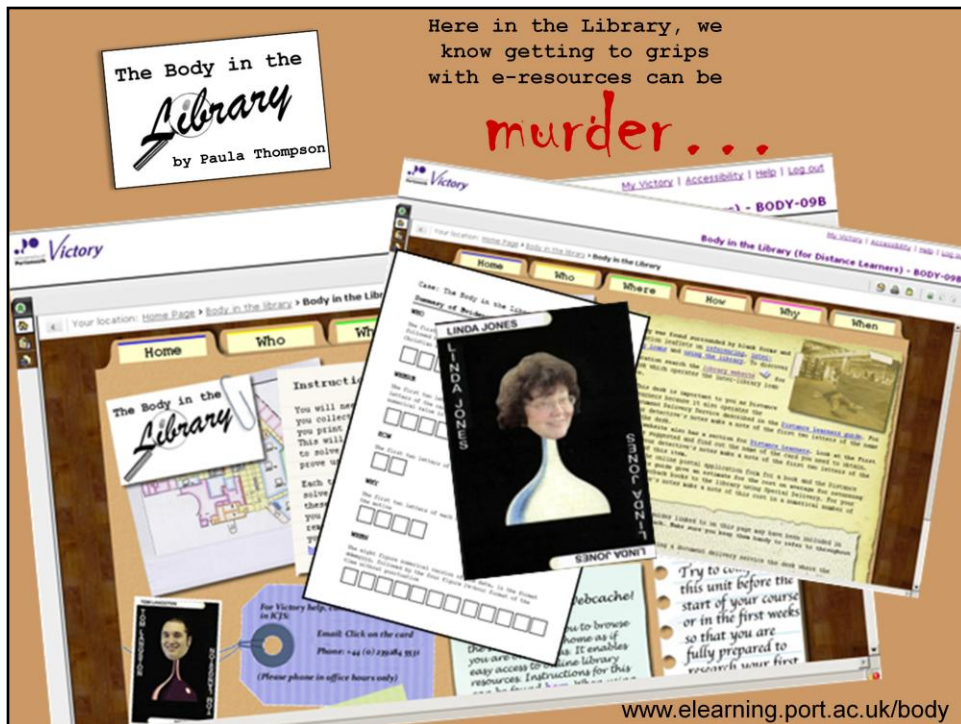
Find out more at www.Prepup.port.ac.uk/hea
A username and password is not required, but you will need to record your name and institution.

Please note: You will see information for all courses, but students will be directed to information for their specific course.

The PrepUP team have also created parallel Facebook groups to help students link up with each other before they arrive at University.

Any questions, please do not hesitate to contact:
Carolyne Jacobs, DCQE
email: carolyne.jacobs@port.ac.uk.





Quick advert for the Library's latest project:

Inspired perhaps by PD James opening the Library and our Cleudo inspired Fresher's Fayre display/quiz, 'The Body in the Library' is a unit in our VLE teaching criminology students basic and more advanced library skills as they solve a murder that has taken place within the building. Clues and notes and trails – in a visually attractive package, get students engaged with otherwise mundane library skills. The whole thing can easily be repurposed by other courses (e.g. digital forensics in computing) for their students. Contact linda.jones@port.ac.uk for more information.

Rooftops in Prague by Nina Clough



Much of our work invites contributions from *all* levels of Library staff and we're particularly fortunate to have some very talented colleagues from the loans team or technical services who've contributed artistically (for example Paula Thompson on Body in the Library) or technically (for example Emily White on social networking development on Facebook etc). The above watercolour used here by permission of Nina Clough (now Nina Moscrip) as a finale for presenting a paper on PrepUP to a conference in Ostrava in the Czech Republic. The paper couldn't have been written without the contributions of many others than the two named authors and shows what can be done where an environment of creativity is encouraged and welcomed. (See also: 'Spreading the Creativity Bug' at: http://eprints.libr.port.ac.uk/view/people/Collinson,_Timothy.html).



The author's own photo of 'Prague rooftops' taken on the journey via 5 trains from the south of England to the east of the Czech Republic. More information on, and photos from, the Networked Digital Technologies Conference in Ostrava can be found at: <http://arg.vsb.cz/ndt2009/>