

TurningPoint for evaluation

Tracey Ainsley
Information Specialist

What is TurningPoint?

- Personal response system (PRS)
- Interactive response system
- Easy to use
- Used with normal Powerpoint
- <http://www.turningtechnologies.co.uk/index.html>

Home Insert Design Animations Slide Show Review View Nuance PDF TurningPoint 2008

Clipboard Paste New Slide Delete Slides

Font 20 A A Aa

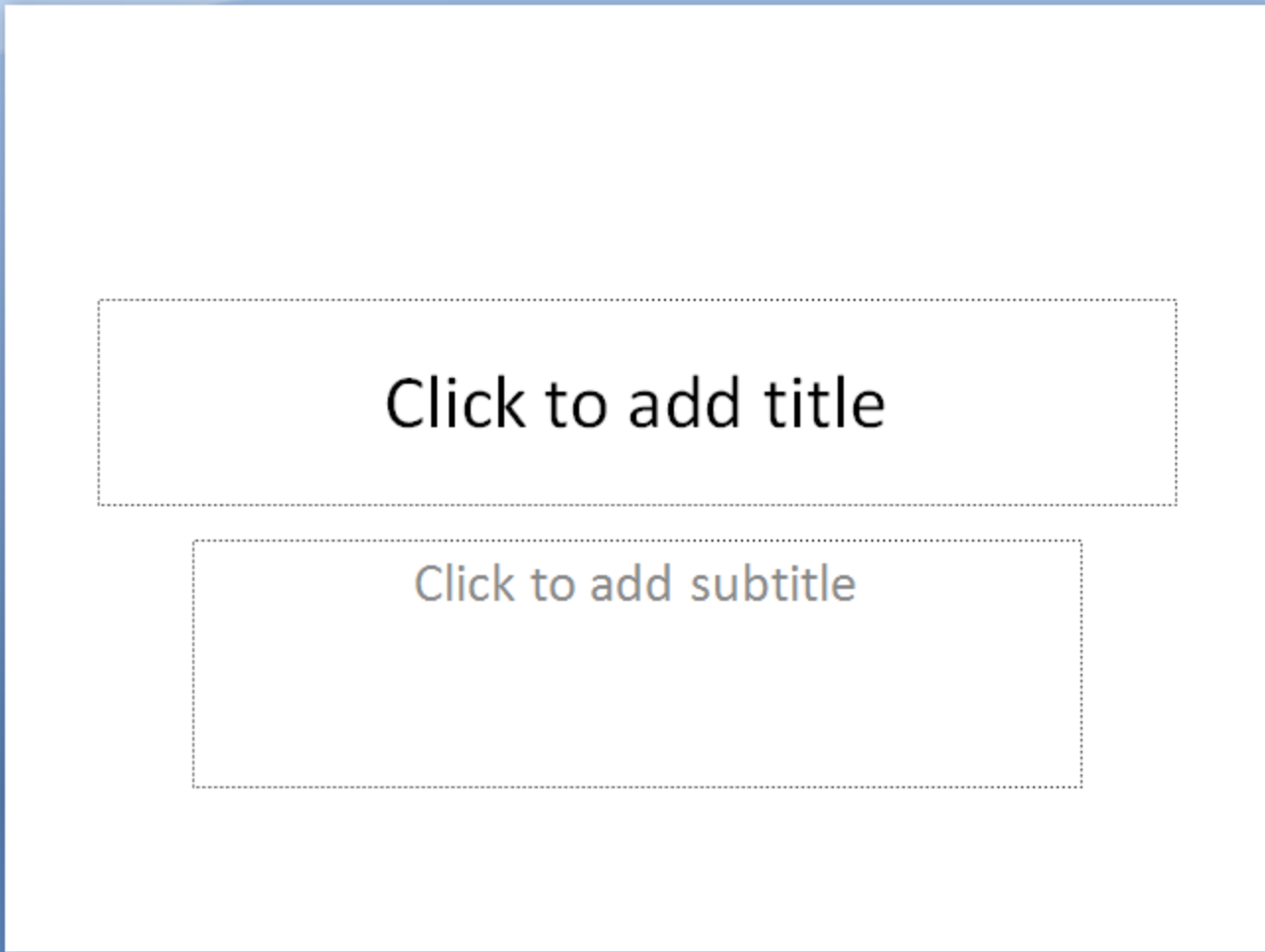

Paragraph

Shapes Arrange Quick Styles Drawing

Shape Fill Shape Outline Shape Effects

Find Replace Select Editing

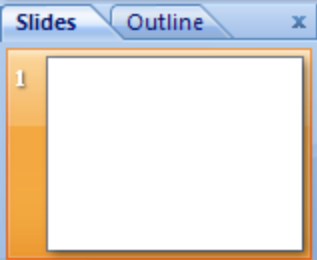
Slides Outline



Click to add title

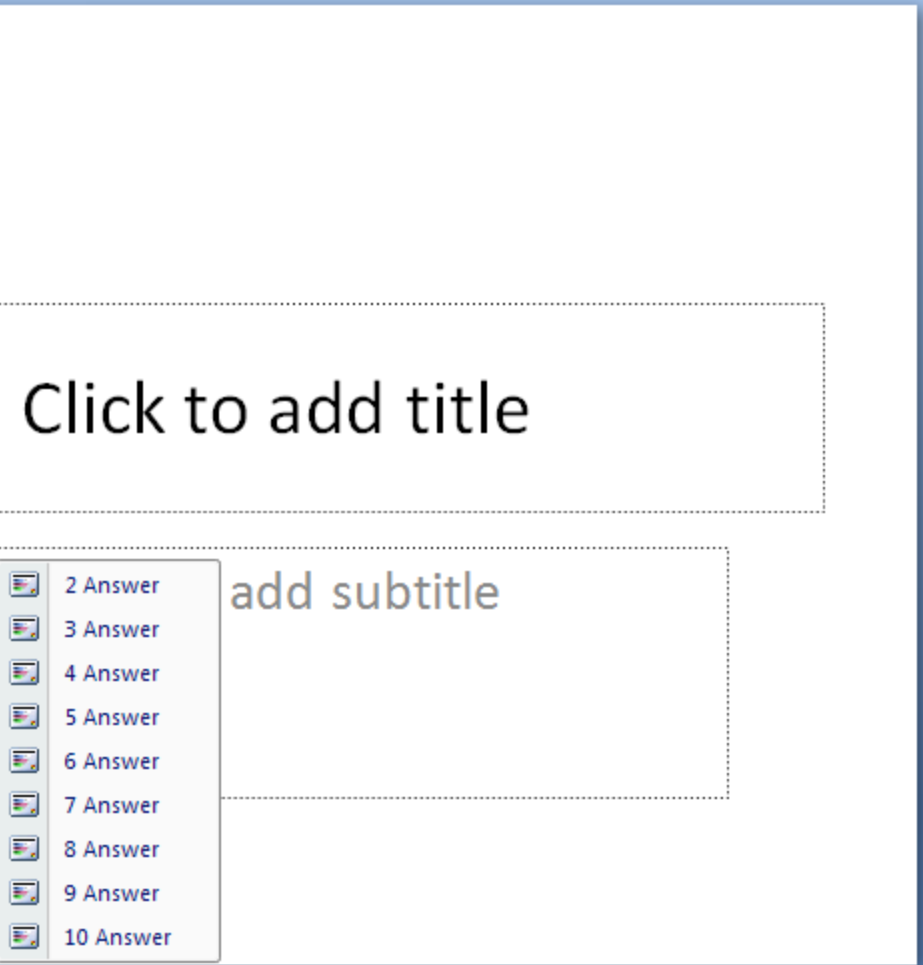
Click to add subtitle

Click to add notes



- Vertical Slide
- Horizontal Slide
- 3D Pie Slide
- Distributed Pie Slide
- Offset Slide
- Doughnut Slide
- Team Assignment Slide
- Participant Leader Board
- Team Leader Board
- Fastest Responders
- Yes/No
- True/False
- Yes/No/Abstain
- Likert Slides
- Generic Slides**
- Ice Breaker Slides
- ResponseCard RF Channel Slide
- vPad Log-In
- Fill in the Blank Slide
- Essay Slide
- Priority Ranking
- Demographic Comparison
- Moment to Moment -2 to +2

- 2 Answer
- 3 Answer
- 4 Answer
- 5 Answer
- 6 Answer
- 7 Answer
- 8 Answer
- 9 Answer
- 10 Answer



Click to add notes

The Project

- ▶ Anne Harding; Kathryn Hordon; Paul Evans; Tracey Ainsley
- ▶ Aim to assess the impact of the skills programme on student learning
- ▶ Objectives
 - Assess the potential and usability of the PRS system
 - Evaluation content and delivery of Skills Sessions
 - Note any changes in the way students evidenced their work
 - To measure student progression and achievement

Where did we start?

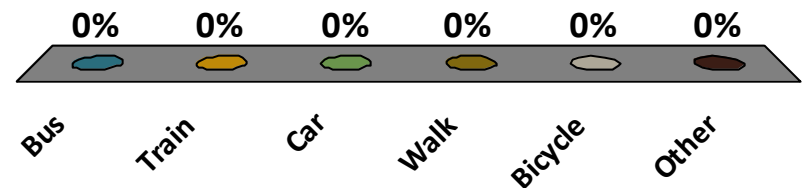
- ▶ Co-operation from academics
- ▶ Core first year undergraduate module
- ▶ Co-operation from students

Induction

- ▶ Standard induction session was delivered
 - Introduction to the library
 - Library resources
 - Where to get help
- ▶ Five questions
 - Diagnostic question
 - 3 Top facts
 - Confidence


How did you travel to today's meeting?

1. Bus
2. Train
3. Car
4. Walk
5. Bicycle
6. Other



Who do you want to win the X Factor?

1. Olly
2. Stacey
3. Joe
4. Daniel
5. Don't care



Induction results

- ▶ Engagement immediately evident
- ▶ Anonymity provided full participation
- ▶ 92 % (average) recalled top facts correctly
- ▶ Longer term retention could be explored in the future
- ▶ Relaxed atmosphere
 - Engagement
 - Encouraged questions

Skills Sessions

- ▶ Combination of lectures and hands on
 - Catalogue
 - NORA federated search
 - Referencing & Plagiarism
- ▶ Evaluated traditionally–Paper forms

Focus Groups

- Sign up poor (Even with incentives)
- No second years at all
- Semi-structured
 - Related to skills sessions
 - Retention of information
 - Learning styles



TurningPoint ...for evaluation

INDUCTION

ANONYMOUS

WOW!

ENGAGEMENT

SKILLS FOR INFORMATION SYSTEMS PROFESSIONALS

CATALOGUE
WORKSHOP

NORA
LECTURE

NORA
WORKSHOP

FOCUS GROUPS

1st YEAR

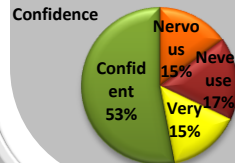
2nd YEAR

3rd YEAR

CONCLUSION

+ 4%

?



"...build up your skills every year, a bit. So that by the time you get to your final year... you've got those skills that you can use"
3rd Year

"I think there's got to be a co-operation between the programme and yourselves"
3rd year

"I only attended the IT Induction, because I'm on an IT course. That was fantastic, because I didn't know about Desktop Anywhere."
3rd Year

"I think there needs to be some real enforcement from within your course to use the Library, rather than them being just two separate things."
3rd Year

"I'd say I've definitely avoided citing and referencing certain things because of that. It was going to take me forever to write the reference out, so I would just write something else."
3rd Year

"We thought it was just a case of: 'Here's NORA, and this is how you use it.' Rather than: 'This is NORA and you'll be using it for this module'"
1st Year

"...remember, we've only been here 8 weeks"
1st Year

We were never told that we had to look anything up, so I guess we just made it up..."
1st Year

it's nice to come here [library], especially with the new opening hours as well. I've been here until about 9 in the evening before"
1st year

Tracey Ainsley, Paul Evans,
Anne Harding & Kathryn Hordon

E-mail: ask4help@northumbria.ac.uk

What happened next?

- ▶ TurningPoint software now on every teaching PC in the university
- ▶ Supported by IT services
- ▶ Library has purchased own handsets
- ▶ Used in
 - School visits
 - Staff development activities
 - Teaching sessions
 - Feedback

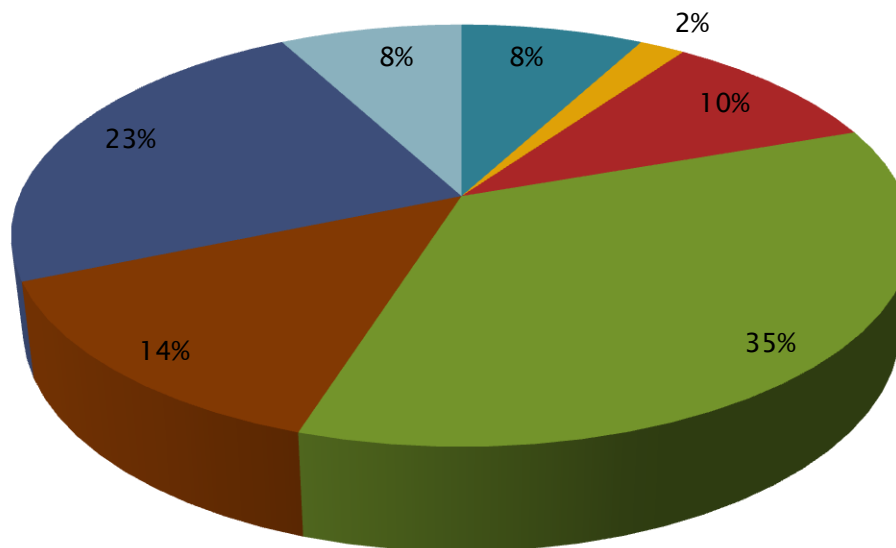
Referencing and plagiarism

- ▶ Dry subject
- ▶ Students didn't engage
- ▶ No response to questions asked

- ▶ Same session with TurningPoint
- ▶ Same questions
- ▶ Everyone responded
- ▶ Encouraged discussion
- ▶ Used for initial evaluation

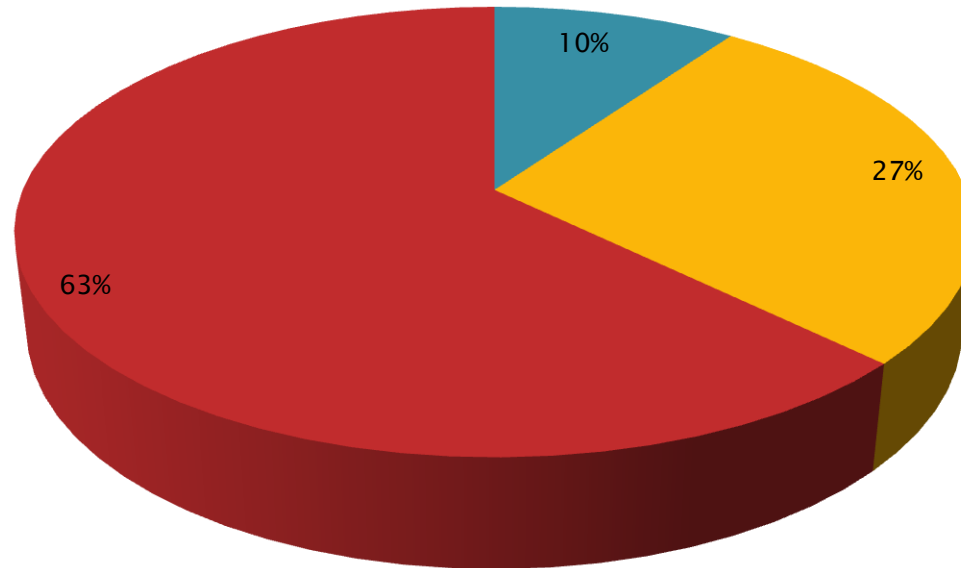
Which section of the day will help you more with your assignment?

- Planning–literature review
- Skills +
- Literature search–NORA
- Plagiarism + referencing
- Endnote
- All of the above
- None of the above



Which aspect of the day did you like best?

- Chocolate orange literature review model
- Powerpoint presentations
- Interactivity using Turningpoint handsets



Conclusions

▶ TurningPoint

- Software free
- Easy to set up
- Encouraged participation through anonymity
- Engagement
- Instigate discussion
- Instant feedback
- Quantitative data

▶ TurningPoint

- Hardware expensive?
- Occasionally forget to hand back handsets
- Don't overuse

Pros

Cons

